

# DMAP Reports - Choctaw WMA - 2022

NRIS ID 6999 DMAP ID 9204

BIOLOGIST Masley COUNTY Choctaw County, MS

ACRES 24314 YEARS ON DMAP 32 SOIL REGION Upper Coastal Plain

Introductory Comments

Harvest Summary

|        | Recommended Harvest | Number Harvested | Acres/Deer Harvested | % Data Collected |
|--------|---------------------|------------------|----------------------|------------------|
| Bucks  | 0 - 0               | 29               | 838                  | 100              |
| Does   | 0 - 0               | 8                | 3039                 | 100              |
| Totals |                     | 37               | 657                  | 100              |

Comments

Harvest History

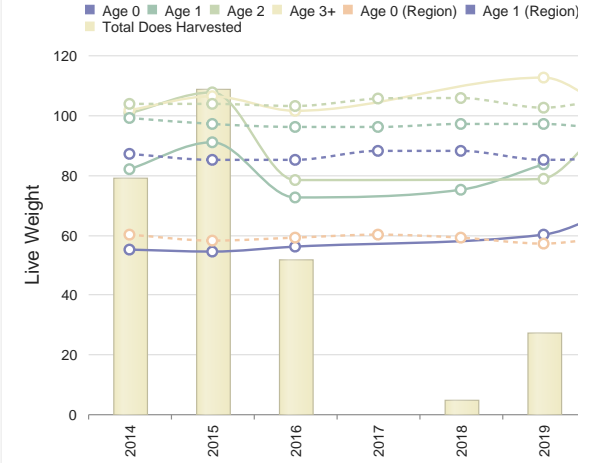
|            | Region | Avg   | 2022  | 2021  | 2020  | 2019  | 2018  | 2017  | 2016  | 2015  | 2014  | 2013  | 2012  | 2011  | 2010  | 2009  |
|------------|--------|-------|-------|-------|-------|-------|-------|-------|-------|-------|-------|-------|-------|-------|-------|-------|
| Acres      | 326073 | 24549 | 24314 | 24314 | 24314 | 24314 | 24314 | 24314 | 24314 | 24314 | 24314 | 24314 | 24314 | 24314 | 24314 | 24314 |
| Total Deer | 1906.4 | 70    | 37    | 23    | 40    | 48    | 27    | 25    | 61    | 83    | 76    | 85    | 102   | 87    | 126   | 100   |
| Bucks      | 833.2  | 33    | 29    | 17    | 30    | 35    | 25    | 22    | 29    | 26    | 36    | 36    | 39    | 52    | 44    | 44    |
| Does       | 1073.2 | 36    | 8     | 6     | 10    | 13    | 2     | 3     | 32    | 57    | 40    | 49    | 63    | 35    | 82    | 56    |
| Acres/Deer | 171    | 349   | 657   | 1057  | 607   | 506   | 900   | 972   | 398   | 292   | 319   | 286   | 238   | 279   | 192   | 243   |
| Bucks      | 391    | 729   | 838   | 1430  | 810   | 694   | 972   | 1105  | 838   | 935   | 675   | 675   | 623   | 467   | 552   | 552   |
| Does       | 303    | 669   | 3039  | 4052  | 2431  | 1870  | 12157 | 8104  | 759   | 426   | 607   | 496   | 385   | 694   | 296   | 448   |

Comments

Club Map

Comments

Deer Weights with Harvest



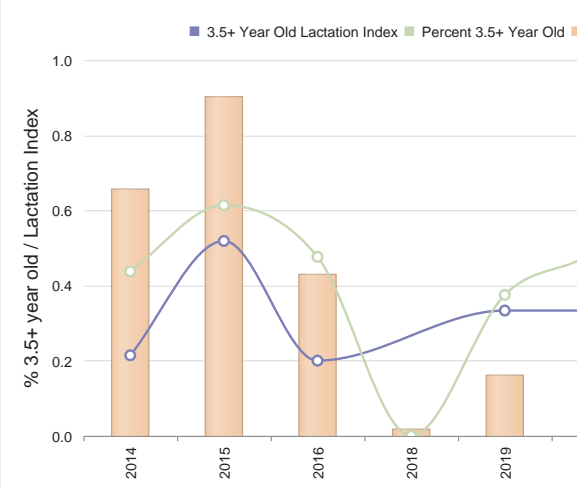
Comments

Buck Harvest History

|              | Region | Avg   | 2022 | 2021 | 2020 | 2019 | 2018 | 2017 | 2016 | 2015 | 2014 | 2013 | 2012 | 2011 | 2010 | 2009 | 2008 | 2007 |
|--------------|--------|-------|------|------|------|------|------|------|------|------|------|------|------|------|------|------|------|------|
| Bucks        | 833.2  | 35.9  | 29   | 17   | 30   | 35   | 25   | 22   | 29   | 26   | 36   | 36   | 39   | 52   | 44   | 71   | 68   | 41   |
| Acres/Buck   | 394.4  | 983.7 | 838  | 1430 | 810  | 694  | 972  | 1105 | 838  | 935  | 675  | 675  | 623  | 467  | 552  | 342  | 357  | 597  |
| % .5 Bucks   | 4.6    | 8.0   | N/A  | N/A  | 3    | 2    | N/A  | N/A  | N/A  | 7    | 2    | 2    | 7    | N/A  | 4    | 5    | 1    | 7    |
| # .5 Bucks   | 43.4   | 3.5   | 0    | 0    | 1    | 1    | 0    | 0    | 0    | 2    | 1    | 1    | 3    | 0    | 2    | 4    | 1    | 3    |
| Avg Weight   | 60.0   | 59.0  | N/A  | N/A  | 60   | 70   | N/A  | N/A  | N/A  | 73   | 65   | 60   | 61   | N/A  | 60   | 62   | 40   | 74   |
| % 1.5 Bucks  | 11.0   | 19.3  | N/A  | N/A  | 3    | N/A  | 4    | 4    | N/A  | N/A  | 5    | 2    | 5    | 7    | 13   | 15   | 11   | N/A  |
| # 1.5 Bucks  | 97.2   | 8.1   | 0    | 0    | 1    | 0    | 1    | 1    | 0    | 0    | 2    | 1    | 2    | 4    | 6    | 11   | 8    | 0    |
| % Spikes     | 64.8   | 67.9  | N/A  | N/A  | 100  | N/A  | 0    | 0    | N/A  | N/A  | 100  | 100  | 100  | 75   | 66   | 45   | 75   | N/A  |
| Avg Weight   | 100.6  | 95.3  | N/A  | N/A  | 80   | N/A  | 110  | 105  | N/A  | N/A  | 102  | 82   | 106  | 105  | 87   | 100  | 106  | N/A  |
| Avg Points   | 2.6    | 3.1   | N/A  | N/A  | 2.0  | N/A  | 5.0  | 7.0  | N/A  | N/A  | 2.0  | 2.0  | 2.0  | 3.8  | 2.5  | 2.5  | 2.6  | N/A  |
| Avg Base     | 1.8    | 1.6   | N/A  | N/A  | 1.4  | N/A  | 3.4  | 2.3  | N/A  | N/A  | 0.9  | 2.0  | 0.5  | 1.0  | 1.4  | 0.9  | 1.8  | N/A  |
| Avg Length   | 4.8    | 5.2   | N/A  | N/A  | 3.8  | N/A  | 12.3 | 12.6 | N/A  | N/A  | 1.7  | 2.6  | 2.3  | 3.3  | 4.6  | 3.3  | 5.5  | N/A  |
| Avg Spread   | 5.7    | 4.1   | N/A  | N/A  | 4.0  | N/A  | 10.5 | 9.0  | N/A  | N/A  | 1.3  | 3.0  | 1.5  | 3.3  | 3.3  | 2.3  | 3.3  | N/A  |
| % 2.5 Bucks  | 19.8   | 28.1  | 20   | 11   | 33   | 8    | 36   | 18   | 44   | 34   | 50   | 44   | 15   | 26   | 22   | 30   | 11   | 17   |
| # 2.5 Bucks  | 168.0  | 9.5   | 6    | 2    | 10   | 3    | 9    | 4    | 13   | 9    | 18   | 16   | 6    | 14   | 10   | 22   | 8    | 7    |
| Avg Weight   | 134.4  | 128.6 | 129  | 127  | 127  | 134  | 126  | 119  | 126  | 131  | 139  | 128  | 134  | 133  | 128  | 127  | 131  | 135  |
| Avg Points   | 6.3    | 6.6   | 6.2  | 6.0  | 6.4  | 7.3  | 7.0  | 6.5  | 7.8  | 7.0  | 7.3  | 6.4  | 6.8  | 6.3  | 6.4  | 7.0  | 6.5  | 7.6  |
| Avg Base     | 3.2    | 2.9   | 2.8  | 3.5  | 2.8  | 3.0  | 2.8  | 2.4  | 3.1  | 3.1  | 3.5  | 3.2  | 3.0  | 2.9  | 3.3  | 3.0  | 3.4  | 3.2  |
| Avg Length   | 13.7   | 12.7  | 12.8 | 12.0 | 13.4 | 14.5 | 13.8 | 15.0 | 14.0 | 13.8 | 14.1 | 13.6 | 12.3 | 12.8 | 13.2 | 13.5 | 13.9 | 14.5 |
| Avg Spread   | 11.3   | 10.4  | 10.9 | 10.4 | 10.8 | 12.1 | 10.8 | 12.3 | 11.3 | 11.8 | 12.1 | 10.4 | 9.3  | 10.5 | 11.4 | 11.4 | 8.8  | 12.6 |
| % 3.5 Bucks  | 26.4   | 26.8  | 27   | 41   | 36   | 57   | 40   | 54   | 13   | 23   | 13   | 16   | 25   | 38   | 27   | 25   | 16   | 34   |
| # 3.5 Bucks  | 224.8  | 9.2   | 8    | 7    | 11   | 20   | 10   | 12   | 4    | 6    | 5    | 6    | 10   | 20   | 12   | 18   | 11   | 14   |
| Avg Weight   | 147.4  | 140.4 | 133  | 139  | 136  | 131  | 142  | 154  | 129  | 130  | 150  | 161  | 135  | 137  | 141  | 139  | 145  | 137  |
| Avg Points   | 7.3    | 7.7   | 8.1  | 7.4  | 7.4  | 8.0  | 8.6  | 6.8  | 7.3  | 7.3  | 8.8  | 9.7  | 7.9  | 8.4  | 7.8  | 8.6  | 7.1  | 7.9  |
| Avg Base     | 3.7    | 3.5   | 3.4  | 3.4  | 3.3  | 3.3  | 4.2  | 3.5  | 3.3  | 2.2  | 3.8  | 4.3  | 3.6  | 3.7  | 4.0  | 3.6  | 3.4  | 3.9  |
| Avg Length   | 15.9   | 15.0  | 16.0 | 15.5 | 14.4 | 15.7 | 16.4 | 15.9 | 15.3 | 9.7  | 16.3 | 17.8 | 14.5 | 15.9 | 17.2 | 15.2 | 14.9 | 15.7 |
| Avg Spread   | 12.8   | 11.9  | 12.6 | 11.0 | 12.0 | 12.7 | 13.7 | 13.4 | 12.6 | 9.4  | 15.0 | 14.3 | 10.7 | 12.8 | 12.9 | 13.0 | 12.1 | 12.1 |
| % 4.5+ Bucks | 29.0   | 21.2  | 51   | 47   | 20   | 31   | 20   | 22   | 6    | 19   | 13   | 11   | 30   | 21   | 31   | 22   | 29   | 41   |
| # 4.5+ Bucks | 247.8  | 7.7   | 15   | 8    | 6    | 11   | 5    | 5    | 2    | 5    | 5    | 4    | 12   | 11   | 14   | 16   | 20   | 17   |
| Avg Weight   | 163.6  | 160.8 | 137  | 149  | 173  | 157  | 210  | 165  | 167  | 135  | 151  | 152  | 168  | 160  | 141  | 147  | 159  | 157  |
| Avg Points   | 8.0    | 8.7   | 8.3  | 8.4  | 8.2  | 7.9  | 8.8  | 8.2  | 9.0  | 8.4  | 9.6  | 6.5  | 8.2  | 8.1  | 7.4  | 9.0  | 8.0  | 9.6  |
| Avg Base     | 4.2    | 4.2   | 3.9  | 4.0  | 4.0  | 4.0  | 4.6  | 3.9  | 3.1  | 3.6  | 4.8  | 4.3  | 4.1  | 4.2  | 4.4  | 4.3  | 4.3  | 4.3  |
| Avg Length   | 17.9   | 18.1  | 16.6 | 18.2 | 19.2 | 18.1 | 19.2 | 18.8 | 16.6 | 14.9 | 19.8 | 19.2 | 19.0 | 17.4 | 17.0 | 17.7 | 17.7 | 18.7 |
| Avg Spread   | 14.4   | 14.6  | 12.5 | 14.5 | 14.1 | 14.8 | 16.4 | 15.1 | 13.4 | 11.1 | 16.0 | 14.8 | 15.6 | 14.3 | 12.8 | 13.6 | 14.8 | 14.1 |

Comments

Doe Age Structure in Relation to Harvest and Lactation Rates



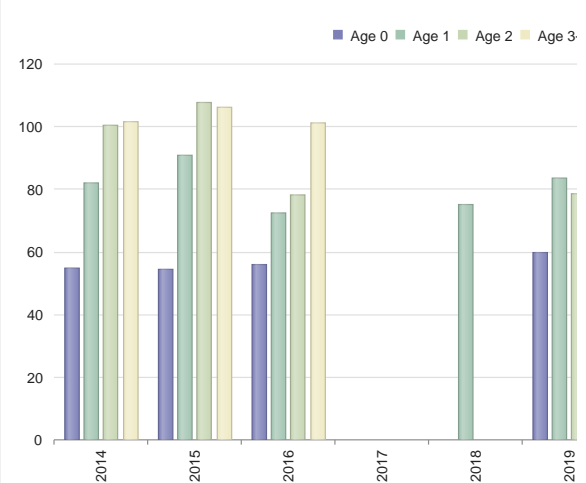
Comments

Doe Harvest History

|             | Region | Avg    | 2022 | 2021 | 2020 | 2019 | 2018  | 2017 | 2016 | 2015 | 2014 | 2013 | 2012 | 2011 | 2010 | 2009 | 2008 | 2007 |
|-------------|--------|--------|------|------|------|------|-------|------|------|------|------|------|------|------|------|------|------|------|
| Does        | 1073.2 | 37.8   | 8    | 6    | 10   | 13   | 2     | 3    | 32   | 57   | 40   | 49   | 63   | 35   | 82   | 55   | 57   |      |
| Acres/Doe   | 303.8  | 1641.0 | 3039 | 4052 | 2431 | 1870 | 12157 | 8104 | 759  | 426  | 607  | 496  | 385  | 694  | 296  | 442  | 426  |      |
| % .5 Does   | 8.0    | 14.9   | 37   | 16   | 40   | 15   | N/A   | N/A  | 21   | 15   | 10   | 12   | 15   | 2    | 9    | 5    | 7    |      |
| # .5 Does   | 90.8   | 5.7    | 3    | 1    | 4    | 2    | 0     | 0    | 7    | 9    | 4    | 6    | 10   | 1    | 8    | 3    | 4    |      |
| Avg Weight  | 59.0   | 56.0   | 75   | 70   | 69   | 60   | N/A   | N/A  | 56   | 54   | 55   | 64   | 58   | 58   | 60   | 55   | 48   |      |
| % 1.5 Does  | 17.6   | 19.9   | N/A  | N/A  | N/A  | 15   | 100   | N/A  | 21   | 14   | 20   | 10   | 12   | 28   | 10   | 20   | 7    |      |
| # 1.5 Does  | 194.0  | 7.3    | 0    | 0    | 0    | 2    | 2     | 0    | 7    | 8    | 8    | 5    | 8    | 10   | 9    | 11   | 4    |      |
| Avg Weight  | 87.0   | 77.3   | N/A  | N/A  | N/A  | 83   | 75    | N/A  | 72   | 90   | 81   | 85   | 83   | 78   | 79   | 81   | 72   |      |
| % 2.5 Does  | 16.6   | 17.1   | 25   | 16   | 30   | 23   | N/A   | N/A  | 12   | 15   | 25   | 24   | 12   | 11   | 18   | 29   | 5    |      |
| # 2.5 Does  | 182.2  | 6.9    | 2    | 1    | 3    | 3    | 0     | 0    | 4    | 9    | 10   | 12   | 8    | 4    | 15   | 16   | 3    |      |
| Avg Weight  | 96.4   | 89.5   | 85   | 82   | 99   | 78   | N/A   | N/A  | 78   | 107  | 100  | 99   | 91   | 90   | 91   | 87   | 87   |      |
| % 3.5+ Does | 51.4   | 51.8   | 37   | 66   | 30   | 46   | N/A   | N/A  | 31   | 47   | 35   | 51   | 52   | 45   | 60   | 45   | 70   |      |
| # 3.5+ Does | 558.2  | 21.1   | 3    | 4    | 3    | 6    | 0     | 0    | 10   | 27   | 14   | 25   | 33   | 16   | 50   | 25   | 40   |      |
| Avg Weight  | 103.0  | 97.8   | 96   | 102  | 101  | 112  | N/A   | N/A  | 101  | 106  | 101  | 103  | 99   | 99   | 95   | 97   | 98   |      |
| % Lactation | N/A    | -      | -    | -    | -    | -    | -     | -    | -    | -    | -    | -    | -    | -    | -    | -    | -    |      |
| 1.5         | 6.0    | 18.7   | N/A  | N/A  | N/A  | 50   | 0     | N/A  | 0    | 0    | 0    | 0    | 13   | 0    | 11   | 0    | 25   |      |
| 2.5         | 39.0   | 46.9   | 0    | 0    | 33   | 0    | N/A   | N/A  | 50   | 44   | 30   | 25   | 38   | 0    | 27   | 19   | 67   |      |
| 2.5+        | 55.0   | 49.9   | 20   | 0    | 33   | 17   | N/A   | N/A  | 29   | 50   | 25   | 41   | 46   | 35   | 32   | 29   | 56   |      |
| 3.5+        | 60.0   | 54.7   | 33   | 0    | 33   | 33   | N/A   | N/A  | 20   | 52   | 21   | 48   | 48   | 44   | 34   | 36   | 55   |      |

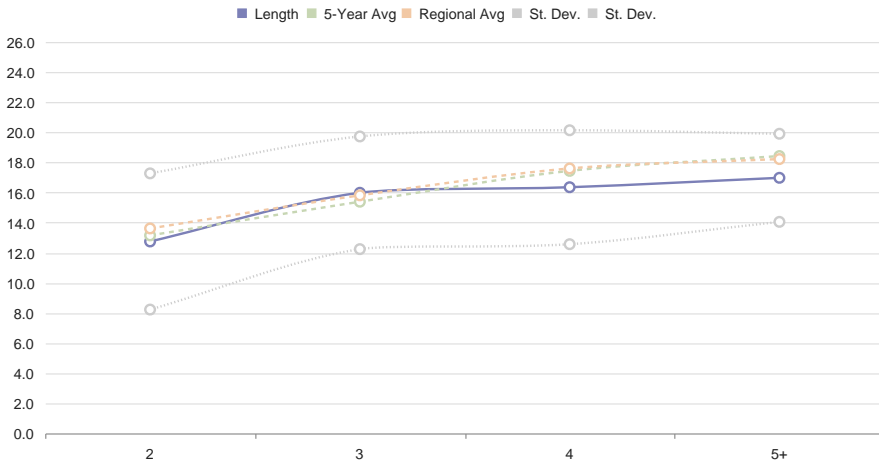
Comments

Doe Live Weights



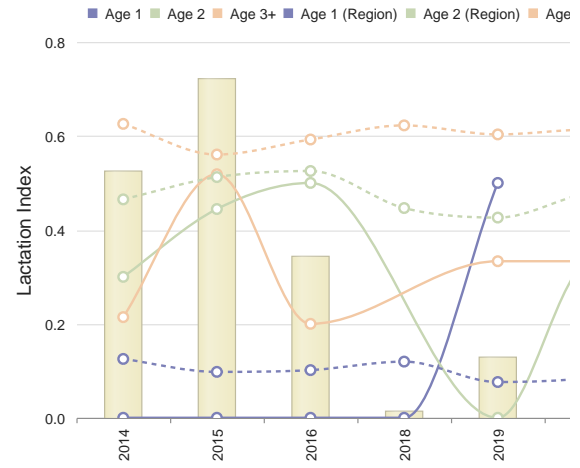
Comments

Main Beam Lengths by Age



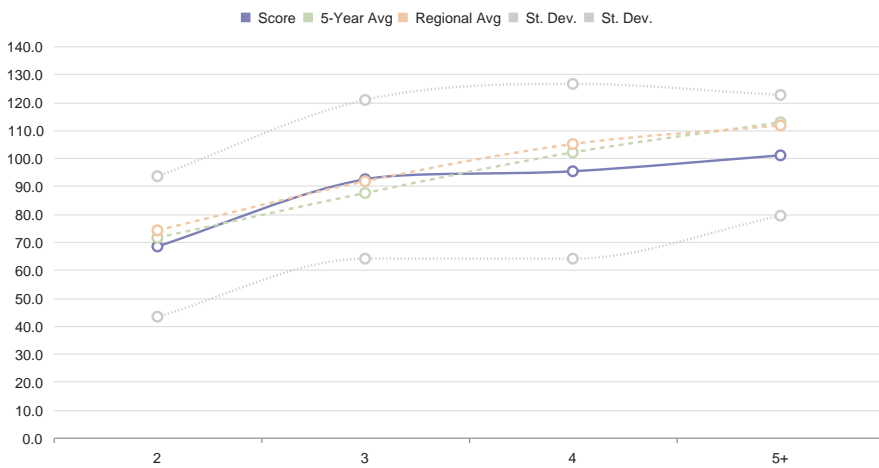
Comments

% Doe Lactation



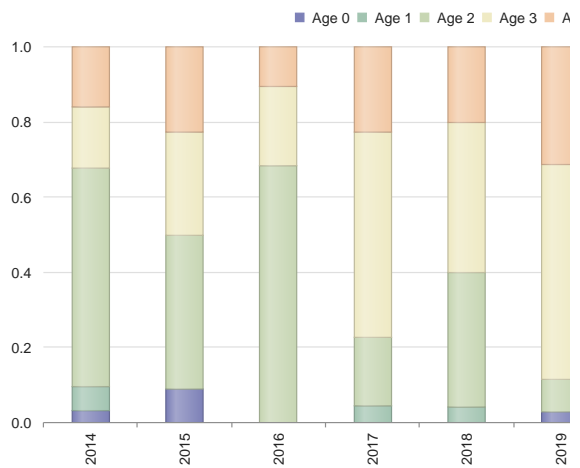
Comments

Criteria B&C Score by Age



Comments

% Bucks by Age Class



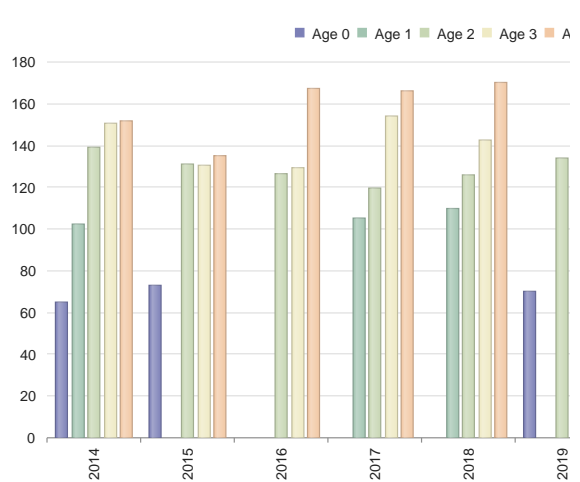
Comments

Criteria Buck Estimated B&C Scores

| Age  | Num | Estimated Non-typical B&C Score |                   |                   |
|------|-----|---------------------------------|-------------------|-------------------|
|      |     | At Harvest                      | At Maturity (Min) | At Maturity (Max) |
| 2.5  | 6   | 68 3/8                          | 92 3/8            | 111 2/8           |
| 3.5  | 8   | 92 3/8                          | 106 2/8           | 117 6/8           |
| 4.5  | 9   | 95 2/8                          | 98 2/8            | 104 1/8           |
| 5.5+ | 6   | 101                             | 101               | 101               |

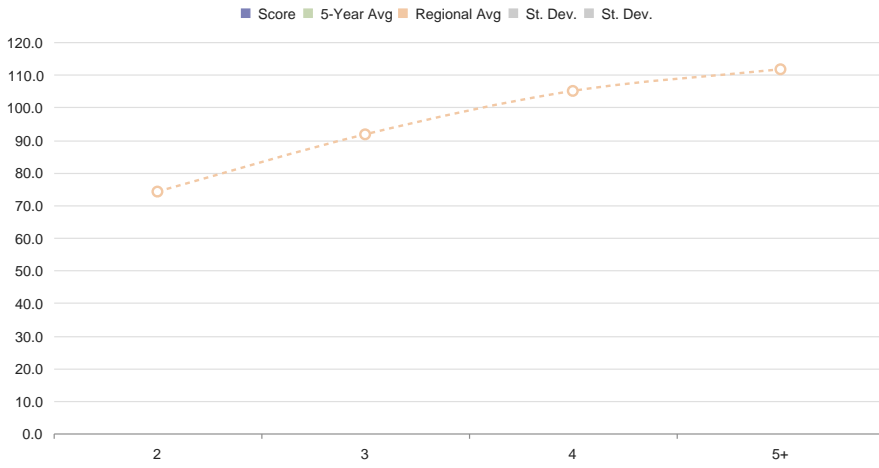
Comments

Buck Live Weights



Comments

Management Buck B&C Score by Age



Comments

Attachments

Minimum Number Known Alive (MNKA)

|                     | 2022 | 2021 | 2020 | 2019 | 2018 | 2017 | 2016 | 2015 | 2014 | 2013 | 2012 | 2011 | 2010 | 2009 | 2008 | 2007 | 2006 |
|---------------------|------|------|------|------|------|------|------|------|------|------|------|------|------|------|------|------|------|
| Reconstructed Bucks | -    | -    | -    | -    | -    | 112  | 105  | 88   | 99   | 95   | 108  | 123  | 138  | 186  | 197  | 187  | 171  |
| Reconstructed Does  | -    | -    | -    | -    | -    | 17   | 37   | 79   | 97   | 129  | 162  | 159  | 206  | 209  | 223  | 201  | 204  |
| Buck Harvest        | -    | -    | -    | -    | -    | 22   | 29   | 26   | 36   | 36   | 39   | 52   | 44   | 71   | 68   | 41   | 40   |
| Doe Harvest         | -    | -    | -    | -    | -    | 3    | 32   | 57   | 40   | 49   | 63   | 35   | 82   | 55   | 57   | 44   | 52   |
| % Harvested         | -    | -    | -    | -    | -    | 19   | 43   | 50   | 39   | 38   | 38   | 31   | 37   | 32   | 30   | 22   | 25   |

Comments

